



A handwritten signature in black ink, located below the Vertex logo. The signature is stylized and appears to be the name of the inspector or a representative of the company.

**XXXXXX XXXXXX**

---

**Plot 177 1st snag**

**Tuesday, 11 March 2025**

**Prepared For Mr XXXXXXX**

**51 Issues Identified**



### **ISSUE 1**

Assigned To Bricklayers  
Mortar dropping on brickwork



### **ISSUE 2**

Assigned To Bricklayers  
Mortar fillet to apply to brick feature



### **ISSUE 3**

Assigned To Bricklayers  
DPC Cill protection to remove



### **ISSUE 4**

Assigned To Joiners  
Front door difficult to unlock.



---

### **ISSUE 5**

Assigned To Bricklayers

DPC to meter boxes should overlap boxes and terminate in the end being turned up and weep hole in position




---

### **ISSUE 7**

Assigned To Electricians And Plumbers

Install boiler flu cap and install extractor. Unused penetrations to be cut out and bricked up



---

### **ISSUE 8**

Assigned To Electrician

Fit extract pipe and cover to rear



---

### **ISSUE 9**

Assigned To Plumber

Fix back kitchen sink waste pipe and mastic pipe in wall



---

### **ISSUE 10**

Assigned To Tilia

What is hole in wall next to RHS of patio door



---

### **ISSUE 11**

Assigned To Landscaper

Rear to turf?




---

### **ISSUE 12**

Assigned To Joiners

Repair bottom stair riser




---

### **ISSUE 13**

Assigned To Decorators

Complete Decs to several spindle spacers



#### **ISSUE 14**

Assigned To Joiner/ Decorator

Poor detail to complete top of stair stringer/ return junction



#### **ISSUE 15**

Assigned To Joiners


Check and adjust all internal doors so they are free from rattles



#### **ISSUE 16**

Assigned To Electrician

sockets and outlets to be levelled up in lounge



#### **ISSUE 17**

Assigned To Tilia

Roses to refit in most rooms



---

**ISSUE 18**

Assigned To Joiner And Decs

Door stop not secured sufficiently on study door



---

**ISSUE 19**

Assigned To Contractor

Finishing detail to WC sink.




---

**ISSUE 20**

Assigned To Plumber

Toilet cistern in WC out of level



---

**ISSUE 21**

Assigned To Patcher And Decs

Make good and paint wall behind WC radiator



---

### **ISSUE 22**

Assigned To Decorator

Paint bare strip of wall to RHS of WC door viewed from inside



---

### **ISSUE 23**

Assigned To Plumber/ Electrician?

Hallway thermostat not secured



---

### **ISSUE 24**

Assigned To Decorator

Patchy paint to top RHS of kitchen door views from kitchen side



---

### **ISSUE 25**

Assigned To Tilia

Boiler housing plus pipe penetrations to seal



---

**ISSUE 26**


Assigned To Decorator  
Various sockets to finesse



---

**ISSUE 27**

Assigned To Electrician And Decs  
Wall sockets to align under stair cupboard and Decs to finesse



---

**ISSUE 28**

Assigned To Plaster Patcher  
Board joint visible to under stair cupboard riser wall



---

**ISSUE 29**

Assigned To Electrician  
Check all multiple sockets for alignment to kitchen



### **ISSUE 30**

Assigned To Groundworkers

Make good floor to RHS of patio door



### **ISSUE 31**

Assigned To Cleaners Or Decs


Clean off extract cover to kitchen



### **ISSUE 32**

Assigned To Joiner

Fit shelf under kitchen sink



### **ISSUE 33**

Assigned To Decorator/ Electrician

Check wiring and decorate to standard when complete



---

### **ISSUE 34**

Assigned To Tilia

Take excess plastic protection off and mastic tall larder unit



---

### **ISSUE 35**

Assigned To Electrician

No power and possibly no socket behind washing machine



---

### **ISSUE 36**

Assigned To Joiner

Stair handrail requires bracing back to landing below handrail to stabilise it. Too much movement



---

### **ISSUE 37**

Assigned To Joiner


Airing cupboard door handle sticking



### **ISSUE 38**

Assigned To Electrician

Heating control wiring to secure safely



### **ISSUE 39**

Assigned To Decorator

Upstairs airing cupboard above door needs another coat on the wall



### **ISSUE 40**

Assigned To Contractor

Floor protection to be removed on first floor



### **ISSUE 41**

Assigned To Plumber

Radiator not central and out of level to main bedroom



---

**ISSUE 42**

Assigned To Electrician

More sockets to align please



---

**ISSUE 43**

Assigned To Joiner/Tilia

En-suite sink needs boxing to conceal pipes as viewed from toilet seat




---

**ISSUE 44**

Assigned To Decorator

En-suite window cill wall missing caulking



---

**ISSUE 45**

Assigned To Decorator


Section of missing paint between architrave and wall in back RHS bedroom



### **ISSUE 46**

Assigned To Decorator

Complete paintwork behind radiators in all rooms



### **ISSUE 47**


Assigned To Decorator

Caulk and decorate architrave and paint wall to front bedroom cupboard. Look up and left to find



### **ISSUE 48**

Assigned To Decorator Fill And Paint Under Window Board In Back LHS Bedroom



### **ISSUE 49**

Assigned To Electrician

Refit spotlight fittings to kitchen and bathroom please



**ISSUE 50**

Assigned To Decorator

Tidy paintwork behind bathroom radiator



**ISSUE 51**

Assigned To Contractor

Boxing to toilet waste Water required as currently inaccessible



**ISSUE 52**

Assigned To Joiner

Film gap to top newell post and floor